



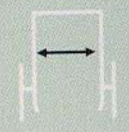
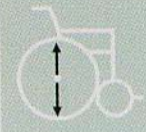

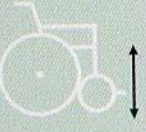




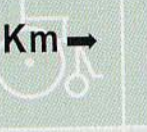


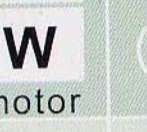

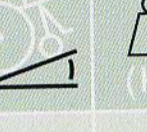




FS111A



FS110A



# MAIN PARAMETERS

MEASUREMENTS cm																					CNTS 20' FCL					
MODEL NO.																										
FS110A-41(-46)	58	35	41(46)	30	20	50	91	106	40	45	20	0-6	28AH 12Vx2	168Vx2	4cm	12°	110	78X38X78	30	32	120					
FS121-41(-46)	58(62)		41(46)	30	20	53	94	106	40	45							125	80X62X58	49	52	84					
FS111A-41(-46)	58(62)	35	41(46)	30	20	50	91	106	40	45							110	78X38X78	30	32	120					