



ROTINA 380/380 R
Benchtop Centrifuges
classic/cooled

ROTINA 380/380 R

Efficiency and safety are key requisites in today's laboratories – whether for research or routine tasks.

Wherever centrifuges are incorporated to working processes, they need to deliver good separation results quickly and safely.

The ROTINA 380 and 380 R centrifuge models are ideally equipped to take on these challenges. Their high performance and advanced features set standards among the benchtop centrifuges in their class.

Samples with capacities of up to 4 x 290 ml can be processed in these high-performance centrifuges with a max. RCF of 4,863. Should higher speeds be required, angle rotors with a max. RCF of 16.504 for 50 ml tubes are available.

Accessories with bio-containment protect users from aerosols while ensuring optimal safety, for instance, while centrifuging infectious samples.

PERFORMANCE

- High capacity
 - max. 4 x 290 ml
 - max. 32 x 15 ml
- High RCF
 - up to 16,504 for 50 ml tubes and 94 ml tubes
 - up to 24,400 for reaction tubes

DESIGN

- Metal housing
- Stainless steel centrifuging chamber
- Viewing port in the lid

USER-FRIENDLINESS

- Powered lid locking
- Ergonomic control and information panel
- Easy rotor changing
- 98 program storage spaces

COOLING (ROTINA 380 R)

- Infinitely variable adjustment from -20 °C to +40 °C (or -4 °F to +104 °F)
- Stand-by cooling

SAFETY

- Lid locking and holding
- Emergency lid lock release
- Lid dropping protection
- Automatic rotor recognition
- Imbalance switch-off
- Motor overheating protection
- Chamber overheating protection (ROTINA 380 R)



ROTINA 380

Cat. No. 1701

OPERATION AND CONTROL

With the convenient C control panel, even the most challenging centrifugation programs can easily be keyed in, stored and accessed as required.

98 program memory positions are available. Additional program position "PREC" (PRE-COOLING) is reserved for the pre-cooling program.


Parameter selection is done via the use of symbol keys. Values are set with the control knob, and recorded by pressing the Start key.

9 braking and acceleration ramps, unbraked run-down, or a cut-off speed can be selected. Ramp 9 represents the shortest braking and acceleration time.


The temperature in the ROTINA 380 R refrigerated centrifuge can be set in either Celsius (°C) or Fahrenheit (°F) degrees. The temperature range is between - 20 °C and + 40 °C or between - 4 °F and + 104 °F.

DIGITAL DISPLAY AND CONTROL PANEL

KEYBOARD

START	Start centrifugation run / short centrifuging runs / save entries and changes
	Start pre-cooling program PREC
STOP OPEN	Manually end centrifugation run / Open lid

PARAMETER INPUT

PROG	Input / recall program number 98 programs can be stored
T/°C	Input temperature in increments of 1 from - 20 °C to + 40 °C or - 4 °F to + 104 °F (ROTINA 380 R)
	Input of acceleration levels 1 – 9 Input of braking levels 1 – 9 Input brake force cut-off
RCF	Input relative centrifugal force (RCF) in increments of 1 Enter centrifuging radius (RAD) in mm
RPM	Input speed in increments of 10
TIME	Input length of centrifugation (max. 99 h : 59 min : 59 sec) or continuous operation



ROTINA 380 R control panel (C control panel)



ROTINA 380 R cooled
Cat. No. 1706

ROTORS AND ACCESSORIES

Quick overview of rotors and suitable accessories. The figures highlighted under the arrows refer to the pages where technical and ordering details are listed.

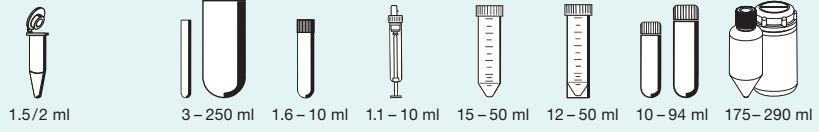
Some accessories with bio-containment⁴⁾



Swing-out rotor 4-place


↘ 90°
n = 5,000 min⁻¹
max. RCF 4,863

Cat. No. 1754



→
P.6-7

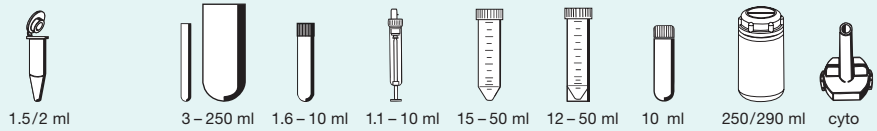
Some accessories with bio-containment⁴⁾



Swing-out rotor 4-place

↘ 90°
n = 4,000 min⁻¹
max. RCF 3,095

Cat. No. 1798



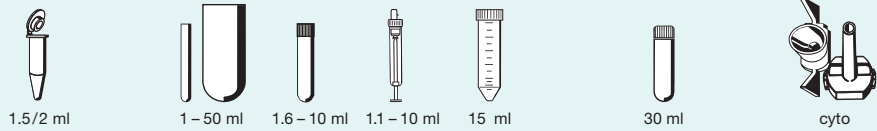
→
P.8-10



Swing-out rotor 6-place

↘ 90°
n = 4,000 min⁻¹
max. RCF 2,808

Cat. No. 1726




→
P.11-12



Swing-out rotor 10-place

↘ 45°
n = 4,000 min⁻¹
max. RCF 2,916

Cat. No. 1717



→
P.12




Swing-out rotor 2-place

↘ 90°
n = 4,000 min⁻¹
max. RCF 2,397

Cat. No. 1760



PCR strips



plates

→
P.13

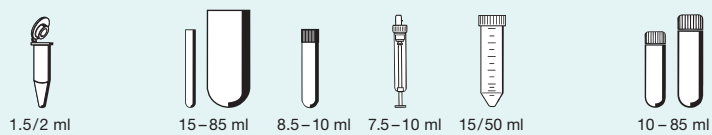


Angle rotor 6-place

↘ 45°
380 R:
n = 11,000 min⁻¹
max. RCF 16,369

380:
n = 10,000 min⁻¹
max. RCF 13,528

Cat. No. 1720



→
P.13-14

⁴⁾ Tested by the TÜV in conformity with DIN EN 61010, section 2-020.

ROTORS AND ACCESSORIES



with bio-containment⁴⁾

Angle rotor 6-place

↘ 45°

380 R:
n = 11.000 min⁻¹
max. RCF 16.504

380:
n = 10.000 min⁻¹
max. RCF 13.640

Cat. No. 1792



1.5/2 ml



15–85 ml



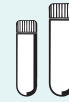
8.5–10 ml



7.5–10 ml



15/50 ml



10–94 ml

→
P.14-15



with bio-containment⁴⁾

Angle rotor 30-place

↘ 45°

n = 15,000 min⁻¹
max. RCF 24,400

Cat. No. 1789-A



0.2–2.0 ml

→
P.15



with bio-containment⁴⁾

Drum rotor 6-place


n = 15,000 min⁻¹
max. RCF 18,866

Cat. No. 1711



0.2–2.0 ml

→
P.15



with bio-containment⁴⁾

Angle rotor 8-place

↘ 45°

n = 4,500 min⁻¹
max. RCF 3,283

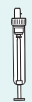
Cat. No. 1721



5/15 ml



1.6–5 ml



1.1–10 ml



15/50 ml



12/50 ml



50 ml

→
P.16



Cyto rotor 8-place

n = 4,000 min⁻¹
max. RCF 2,415

Cat. No. 1748

Detailed information on our comprehensive range of cyto accessories is provided in a separate brochure. We will be pleased to send one to you on request.

→
P.16

Additional tubes e.g. stool tubes or spin columns on request.

ROTORS AND ACCESSORIES

Swing-out rotor, 4-place



±90°

n = 5,000 min⁻¹
max. RCF 4,863

illustrated with carriers 1752 and lids 1751
with bio-containment⁴⁾

Cat. No. (without carriers) **1754**

capacity in ml	1.5	2.0	3	4	5	6	7	9	10	15	25	50	75	85	100	
Ø x L in mm	11x38		10x60	12x60	12x75	12x82	12x100	14x100	17x70	17x100	24x100	34x100	35x105	38x106	40x115	
Cat. No.	2078	0536	-		0553²⁾	0501²⁾	0578²⁾	0500²⁾	2079	0518²⁾	0519²⁾	0521²⁾	0548	0549	0523²⁾	
lid with bio-containment ⁴⁾ Cat. No. 1751																
carrier Cat. No. 1752																
Cat. No.	1761	1761			1762			1763	1764	1765	1777	1767				
boring Ø x L in mm	11.2x39.5		11.2x39.5		12.5x56			17.5x62			25.5x81		35.5x81		38.5x80	41x97
tubes per rotor	144		72		96			52			24		12		8	4
max. RCF ²⁾ upper/lower	3,494 / 4,779		4,779					4,668							4,807	4,640
radius in mm upper/lower	125 / 171		171					167							172	166
run-up in sec	41															
run-down in sec	☐ 27 ○ 550															
temperature in °C ¹⁾	0															

capacity in ml	100	250	1.1–1.4	2.6–2.9	2.7–3	4–5.5	4.5–5	4.9	7.5–8.2	9–10	10	1.6–5	4–7	4–7	8
Ø x L in mm	44x100	65x115	8x66	13x65	11x66	15x75	11x92	13x90	15x92	16x92	15x102	13x75	13x100	16x75	16x125
Cat. No.	0526²⁾	0530²⁾	blood collection/urine tubes												
lid with bio-containment ⁴⁾ Cat. No. 1751															
carrier Cat. No. 1752															
Cat. No.	1766	1768	1781	1783	1762	1763	1762	1783	1763		1783		1763		
boring Ø x L in mm	45x87	66x104.5	9x49	13.5x54	12.5x56	17.5x62	12.5x56	13.5x54	17.5x62		13.5x54		17.5x62		
tubes per rotor	4	4	96	64	96	52	96	64	52		64		52		
max. RCF ²⁾	4,640		4,668												
radius in mm	166		167												
run-up in sec	41														
run-down in sec	☐ 27 ○ 550														
temperature in °C ¹⁾	0														

1) Lowest attainable temperature in precooled refrigerated centrifuges at max. speed. Lower temperatures can be reached by reducing the speed.

2) Please note that the RCF values indicated refer only to rotor performance. The max. permissible RCF of tubes used should be verified with the individual manufacturers. The max. RCF for glass tubes annotated with footnote 2) is 4,000.

3) When using these tubes, carrier 1752 cannot be closed with lid 1751.


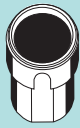


























4) Tested by the TÜV in conformity with DIN EN 61010, section 2-020.


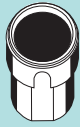







ROTORS AND ACCESSORIES



illustrated with carriers 1752 and lids 1751
with bio-containment⁴⁾

Swing-out rotor Cat. No. (without carriers) 1754

capacity in ml	8.5–10	15	50	12	25	30	50	10	14	30	50	85	94	175	175		
Ø x L in mm	16x100	17x120	29x115	17x100	25x90	25x110	29x115	16x80	16.5x106	26x95	29x107	38x106	38x102	61x118	62x144		
Cat. No.	blood coll. tube	0509	0513	-								0545	0546	0547	0538⁵⁾	Falcon®	Nalgene®
lid with bio-containment ⁴⁾ Cat. No. 1751 																	
																	
Cat. No.		1763	1771	1772	1773	1779	1774	1763	1775	1774	1777	1782	1778				
boring Ø x L in mm	17.5x62	17x84	30x84	17x78	26.5x72		30x80	17.5x62	26.5x70	30x80	38.5x80	62x111	62x111				
tubes per rotor	52	36	16	36	20		16	52	24	16	8	4	4				
max. RCF ²⁾	4,668	4,863	4,863	4,696	4,528		4,752	4,668	4,807	4,752	4,807	4,863	4,863				
radius in mm	167	174	174	168	162		170	167	172	170	172	174	174				
run-up in sec	41																
run-down in sec	☐ 27 ☐ 550																
temperature in °C ¹⁾	0																


capacity in ml	200	225	250	290	
Ø x L in mm	60x130	61x137	61x122	62x137	
Cat. No.	Nunc®	Falcon®	5127⁶⁾	-⁶⁾	
lid with bio-containment ⁴⁾ Cat. No. 1751 					
					
Cat. No.	1778	1782	1769		
boring Ø x L in mm	62x111	62x111	62x100		
tubes per rotor	4	4	4		
max. RCF ²⁾	4,863	4,863	4,863		
radius in mm	174	174	174		
run-up in sec	41				
run-down in sec	☐ 27 ☐ 550				
temperature in °C ¹⁾	0				

⁵⁾ The screw cap for tube No. 0538 is available with Cat. No. 0539. Dimensions with cap 38 x 106 mm.

⁶⁾ At temperatures of over + 40 °C and / or when not filled to capacity, bottles may warp during centrifugation.

ROTORS AND ACCESSORIES

Swing-out rotor, 4-place



±90°

n = 4,000 min⁻¹
max. RCF 3,095

illustrated with carriers 5051
and lids 5053

Cat. No. (without carriers) 1798

capacity in ml	1.5/2.0		3	5	6	7	9	15	25	50	100	100
Ø x L in mm	11 x 38		10x60	12x75	12x82	12x100	14x100	17x100	24x100	34x100	40x115	44x100
Cat. No.	-	2078/0536	-	0553²⁾	0501²⁾	0578²⁾	0500²⁾	0518²⁾	0519²⁾	0521²⁾	0523²⁾	0526²⁾
lid Cat. No. 5053												
carrier Cat. No. 5051												
Cat. No.	5257	5281	5267	5227	5247⁷⁾	5264	5248⁷⁾	5242	5243	5249	5262	
boring Ø x L in mm	12.5x42	11.5x50	11x44	12.5x42	12.5x86	16x50	17.5x86	26x86	36x86	42x86	45.5x86	
tubes per rotor	160	64	80	80	80	48	48	20	8	4		
max. RCF ²⁾ upper/lower	1,950/2,826	2,826	2,737	2,773	2,755	2,773	2,755					
radius in mm upper/lower	109/158	158	153	155	154	155	154					
run-up in sec	20											
run-down in sec	☐ 14 ○ 198											
temperature in °C ¹⁾	-8											

capacity in ml	1.1–1.4	2.6–2.9	2.7–3	4–5.5	4.5–5	4.9	7.5–8.2	9–10	10	1.6–5	4–7	4–7	8.5–10
Ø x L in mm	8x66	13x65	11x66	15x75	11x92	13x90	15x92	16x92	15x102	13x75	13x100	16x75	16x100
Cat. No.	blood collection/urine tubes												
lid Cat. No. 5053													
carrier Cat. No. 5051													
Cat. No.	5267	5268	5227	5264	5227	5268	5264	5258	5268	5264	5248		
boring Ø x L in mm	11x44	13.5x52	12.5x42	16x50	12.5x42	13.5x52	16x50	17.6x86	13.5x52	16x50	17.5x86		
tubes per rotor	80	48	80	48	80	48	44	48					
max. RCF ²⁾	2,737	2,808	2,773		2,808	2,773	2,755	2,808	2,773	2,755			
radius in mm	153	157	155		157	155	154	157	155	154			
run-up in sec	20												
run-down in sec	☐ 14 ○ 198												
temperature in °C ¹⁾	-8												

1) Lowest attainable temperature in precooled refrigerated centrifuges at max. speed. Lower temperatures can be reached by reducing the speed.

2) Please note that the RCF values indicated refer only to rotor performance. The max. permissible RCF of tubes used should be verified with the individual manufacturers. The max. RCF for glass tubes annotated with footnote 2) is 4,000.

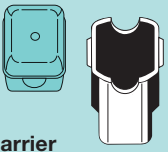

















3) When using these tubes, carrier 5051 resp. 5092 cannot be closed with lid 5053 resp. 5093.























ROTORS AND ACCESSORIES



illustrated with carriers 5092 and lids 5093
with bio-containment⁴⁾

Swing-out rotor Cat. No. (without carriers) 1798

capacity in ml	15	30	50	12	30	50	suspension for cyto accessories
Ø x L in mm	17 x 120	25 x 110	29 x 115	17 x 100	25 x 110	29 x 115	
Cat. No.	0509	-	0513	-	-	-	cyto chambers ⁸⁾
lid Cat. No. 5053  carrier Cat. No. 5051 	 ³⁾	 ³⁾	 ³⁾	 ³⁾	 ³⁾	 ³⁾	
							+ 2 x 6316 
Cat. No.	6306	5266	5259	6306	5266	5243	5280
boring Ø x L in mm	17 x 90	26 x 86	30 x 86	17 x 90	26 x 86	36 x 86	-
tubes per rotor	28	20	8	28	20	8	8
max. RCF ²⁾ upper/lower	2,898	2,755	2,826	2,898	2,755	2,755	1,735/ 2,737
radius in mm upper/lower	162	154	158	162	154	154	97/ 153
run-up in sec	20						
run-down in sec	 14  198						
temperature in °C ¹⁾	-8						

capacity in ml	5	6	7	10	15	25	50	100	100	250
Ø x L in mm	12 x 75	12 x 82	12 x 100	17 x 70	17 x 100	24 x 100	34 x 100	44 x 100	40 x 115	65 x 115
Cat. No.	0553 ²⁾	0501 ²⁾	0578 ²⁾	2079	0518 ²⁾	0519 ²⁾	0521 ²⁾	0526 ²⁾	0523 ²⁾	0530 ²⁾
lid with bio-containment ⁴⁾ Cat. No. 5093  carrier Cat. No. 5092 										
										
Cat. No.	5128	5120	5136	5122	5124	5125	5126	1791		
boring Ø x L in mm	12.8 x 45	12.8 x 82	17.5 x 60.7	25.5 x 82	35.5 x 85	45.5 x 85	42 x 85	66 x 103		
tubes per rotor	48		32	16	4		4			
max. RCF ²⁾	3,005		2,952	2,898	2,952		3,095			
radius in mm	168		165	162	165		173			
run-up in sec	20									
run-down in sec	 14  221									
temperature in °C ¹⁾	-8									

⁴⁾ Tested by the TÜV in conformity with DIN EN 61010, section 2-020.

⁷⁾ With Cat. No. 5247-91 or 5248-91 these adapters can also be ordered with a decanting aid.

⁸⁾ Please ask for our detailed cyto brochure.

ROTORS AND ACCESSORIES

Swing-out rotor 1798

capacity in ml	15	30	50	12	25	30	50	10	250	290	1.1–1.4	2.6–2.9	2.7–3	4–5.5	4.5–5
Ø x L in mm	17x120	25x110	29x115	17x100	25x90	25x110	29x115	16x80	61x122	62x137	8x66	13x65	11x66	15x75	11x92
Cat. No.	0509	-	0513	-	-			-	5127⁶⁾	- ⁶⁾	blood collection/urine tubes				
lid with bio-containment ⁴⁾ Cat. No. 5093															
carrier Cat. No. 5092															
Cat. No.	5129⁹⁾	5122	5123	5121	5134	5122	5135	5136	6319		5138		5136	5120	
boring Ø x L in mm	17x85	25.5x82	30x85	17.5x82	26x73	25.5x82	30x99	17.5x60.7	66x103		12.8x54.5		17.5x60.7	12.8x82	
tubes per rotor	28	16	8	28	12	16	8	32	4		48		32	48	
max. RCF ²⁾	3,095	2,898	3,095	3,005	2,826	2,898	3,023	2,952	3,095		2,540		2,952	3,005	
radius in mm	173	162	173	168	158	162	169	165	173		142		165	168	
run-up in sec	20														
run-down in sec	☐ 14 ☐ 221														
temperature in °C ¹⁾	-8														

capacity in ml	4.9	7.5–8.2	9–10	10	1.6–5	4–7	4–7	4–7	8	8.5–10
Ø x L in mm	13x90	15x92	16x92	15x102	13x75	16x75	16x75	13x100	16x125	16x100
Cat. No.	blood collection/urine tubes									
lid with bio-containment ⁴⁾ Cat. No. 5093										
carrier Cat. No. 5092										
Cat. No.	5137	5136	5136	5138	5136	5121-93	5120	5121⁹⁾	5136	
boring Ø x L in mm	13.5x60.7	17.5x60.7	17.5x60.7	12.8x54.5	17.5x60.7	17.5x52	12.8x82	17.5x82	17.5x60.7	
tubes per rotor	32	32	32	48	32	28	48	28	32	
max. RCF ²⁾	2,952	2,952	2,952	2,540	2,952	3,005	3,005	3,059	2,952	
radius in mm	165	165	165	142	165	168	168	171	165	
run-up in sec	20									
run-down in sec	☐ 14 ☐ 221									
temperature in °C ¹⁾	-8									

1) Lowest attainable temperature in precooled refrigerated centrifuges at max. speed. Lower temperatures can be reached by reducing the speed.

2) Please note that the RCF values indicated refer only to rotor performance. The max. permissible RCF of tubes used should be verified with the individual manufacturers. The max. RCF for glass tubes annotated with footnote 2) is 4,000.

3) When using these tubes, carrier 5092 cannot be closed with lid 5093.

ROTORS AND ACCESSORIES

Swing-out rotor, 6-place

















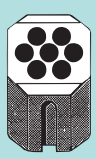










↻ 90°

n = 4,000 min⁻¹
max. RCF 2,808

illustrated with carriers 1742

Cat. No. (without carriers) **1726**

capacity in ml	5	6	7	9	15	20	25	45	50	8.5 x 10	30	suspensions for cyto accessories			
Ø x L in mm	12 x 75	12 x 82	12 x 100	14 x 100	17 x 100	21 x 100	24 x 100	31 x 100	34 x 100	16 x 100	26 x 95				
Cat. No.	0553²⁾	0501²⁾	0578²⁾	0500²⁾	0518²⁾	-	-	-	0521²⁾	blood coll. tube	0545	cyto chambers⁸⁾			
 rotor Cat. No. 1726															
Cat. No.	1369-91	1372	1369-92	1369-92	1370	1369	1346	1745	1345	1746	1308	1369	1745	1660	1680
boring Ø x L in mm	11.5 x 64.4	13.5 x 65	11.5 x 71.5	11.5 x 71.5	14.6 x 74	17.6 x 74	21.5 x 74	26 x 78	32 x 74	35 x 78	35.7 x 88.2	17.6 x 74	26 x 78	-	
tubes per rotor	24	102	24	24	30	24	12		6			24	12	6	
max. RCF ²⁾	2,576	2,522	2,665	2,665		2,719		2,808	2,719	2,808	2,647	2,665	2,808	2,003	1,825
radius in mm	144	141	149	149		152	157	152	157	148	149	157	112	102	
run-up in sec	16														
run-down in sec	☐ 22 ☐ 210														
temperature in °C ¹⁾	-6													-10	

capacity in ml	15	2.6–2.9	4–5.5	7.5–8.2	9–10	10	1.6–5	4–7	8.5–10	15
Ø x L in mm	17 x 100	13 x 65	15 x 75	15 x 92	16 x 92	15 x 102	13 x 75	16 x 75	16 x 100	17 x 120
Cat. No.	0518²⁾	blood collection/urine tubes								0509
 carrier Cat. No. 1742										
Cat. No.	-	0716		-	-	0716		-		
boring Ø x L in mm	17.6 x 78									
tubes per rotor	42	42	42	18	42	42	18			
max. RCF ²⁾	2,808	2,683	2,808		2,683	2,808				
radius in mm	157	150	157		150	157				
run-up in sec	16									
run-down in sec	☐ 22 ☐ 210									
temperature in °C ¹⁾	-6									

⁴⁾ Tested by the TÜV in conformity with DIN EN 61010, section 2-020.

⁶⁾ At temperatures of over + 40 °C and / or when not filled to capacity, bottles may warp during centrifugation.


⁸⁾ Please ask for our detailed cyto brochure.

⁹⁾ Please remove the inserts.


¹⁰⁾ Carrier must be loaded as illustrated.

ROTORS AND ACCESSORIES

Swing-out rotor, 10-place



illustrated with carriers 1742

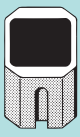














↙ 45°




$n = 4,000 \text{ min}^{-1}$
max. RCF 2,916

Swing-out rotor Cat. No. (without carriers) **1726**

Cat. No. (with carriers) **1717**

capacity in ml	1.5	2.0	1	3	4
Ø x L in mm	11 x 38		6 x 45	10 x 60	12 x 60
Cat. No.	2078	0536	Rhesus	-	-
 carrier Cat. No. 1366	 				
Cat. No.	5277	1357	1327	1326	
boring Ø x L in mm	11.5 x 38		6.5 x 23	10.5 x 23	12.5 x 44
tubes per rotor	54		180	72	
max. RCF ²⁾	2,325		2,308	2,290	
radius in mm	130		129	128	
run-up in sec	16				
run-down in sec	☐ 22 ○ 210				
temperature in °C ¹⁾	-6				

capacity in ml	9	1.1-1.4	4.5-5	4.9	4-7
Ø x L in mm	14x100	8x66	11x92	13x90	13x100
Cat. No.	0500²⁾	blood collection tubes			
 carrier Cat. No. 1741					
Cat. No.	0701	-	-	-	-
boring Ø x L in mm	14.6x78				
tubes per rotor	60	36	60	60	
max. RCF ²⁾	2,773	2,808		2,808	
radius in mm	155	157		157	
run-up in sec	16				
run-down in sec	☐ 22 ○ 210				
temperature in °C ¹⁾	-6				

capacity in ml	15	50
Ø x L in mm	17 x 120	29 x 115
Cat. No.	0509	0513
 rotor Cat. No. 1717		
Cat. No.	1462-A	-
boring Ø x L in mm	17 x 84	38.4 x 89
tubes per rotor	10	
max. RCF ²⁾	2,916	
radius in mm	163	
run-up in sec	16	
run-down in sec	☐ 15 ○ 430	☐ 15 ○ 206
temperature in °C ¹⁾	-9	


¹⁾ Lowest attainable temperature in precooled refrigerated centrifuges at max. speed. Lower temperatures can be reached by reducing the speed.

²⁾ Please note that the RCF values indicated refer only to rotor performance. The max. permissible RCF of tubes used should be verified with the individual manufacturers. The max. RCF for glass tubes annotated with footnote ²⁾ is 4,000.

¹⁰⁾ Carrier must be loaded as illustrated.

ROTORS AND ACCESSORIES

Swing-out rotor, 2-place



∠90°

n = 4,000 min⁻¹
max. RCF 2,397

Cat. No. (without carriers) **1760**

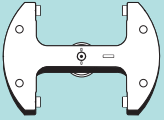

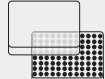
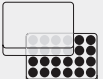






Angle rotor, 6-place













∠45°

ROTINA 380 R n = 11,000 min⁻¹, max. RCF 16,369
ROTINA 380 n = 10,000 min⁻¹, max. RCF 13,528

Cat. No. **1720**

D x W x H in mm	86 x 128 x 15/17.5		86 x 128 x 22	86 x 128 x 44.5	86 x 128 x 46	86 x 128 x 83	59 x 84 x 11	82 x 124 x 20	-
Cat. No.	MTP		CP	DWP	MS	QP	Microtest Plate (Terasaki)	PCR Plate, 96 wells	PCR strips
 rotor Cat. No. 1760									
Cat. No.	1753							1753 + 1485	
boring Ø x L in mm	-								
plates/strips per rotor	10	8	6	2	2	2	4	2	24 x 8
max. RCF ²⁾	2,397								
radius in mm	134								
run-up in sec	35								
run-down in sec	☐ 35 ○ 550								
temperature in °C ¹⁾	-8								

capacity in ml	1.5	2.0	15	25	50	75	85	7.5–8.2	9–10
Ø x L in mm	11 x 38		17 x 100	24 x 100	34 x 100	35 x 105	38 x 106	15 x 92	16 x 92
Cat. No.	2078	0536	0518²⁾	0519²⁾	0521²⁾	0548	0549	blood/urine tubes	
 rotor Cat. No. 1720									
Cat. No.	1449	1451	1447	1463	1463	1463	-	1451	
boring Ø x L in mm	11.4 x 39		17.5 x 92	26 x 85	35 x 89	35 x 89	38.4 x 89	17.5 x 92	
tubes per rotor	24		6	6	6	6	6	6	
max. RCF ²⁾ classic/cooled	12,969/15,692		12,745/15,422	12,410/15,016	13,304/16,098	13,304/16,098	13,528/16,369	12,745/15,422	
radius in mm	116		114	111	119	119	121	114	
run-up in sec classic/cooled	35/63								
run-down in sec classic/cooled	☐ 36/60 ○ 780/960								
temperature in °C ¹⁾	+1								

ROTORS AND ACCESSORIES

Angle rotor, 6-place

















↻ 45°

















with bio-containment⁴⁾

ROTINA 380 R n = 11,000 min⁻¹, max. RCF 16,504

ROTINA 380 n = 10,000 min⁻¹, max. RCF 13,640

Cat. No. 1792

capacity in ml	8.5–10	15	50	10	30	50	85
Ø x L in mm	16x100	17x120	29x115	16x80	26x95	29x107	38x106
Cat. No.		0509	0513	-	0545	0546	0547
 rotor Cat. No. 1720							
							
Cat. No.	1451	1466	1454	1448	1447	1446	-
boring Ø x L in mm	17.5x92	17x106	29.8x97	16.5x74	26x85	29x92	38.4x89
tubes per rotor	6	6		12	6		
max. RCF ²⁾ classic/cooled	12,745/ 15,422	13,081/ 15,828	12,745/ 15,422	12,410/ 15,016	12,410/ 15,016	12,969/ 15,692	13,528/ 16,369
radius in mm	114	117	114	111	111	116	121
run-up in sec classic/cooled	35/63						
run-down in sec classic/cooled	☐ 36/60 ○ 780/960						
temperature in °C ¹⁾	+1						

capacity in ml	1.5	2.0	15	25	50	75	85	7.5–8.2	9–10
Ø x L in mm	11x38		17x100	24 x 100	34 x 100	35 x 105	38x106	15 x 92	16 x 92
Cat. No.	2078	0536	0518²⁾	0519²⁾	0521²⁾	0548	0549	blood/urine tubes	
 lid with bio-containment ⁴⁾ incl. rotor Cat. No. 1792									
									
Cat. No.	1449	1451	1447	1463		-	1451		
boring Ø x L in mm	11.4x39		17.5x92	26 x 85	35 x 89		38.2x89.6		17.5x92
tubes per rotor	24			6					
max. RCF ²⁾ classic/cooled	13,081/ 15,828		12,857/ 15,557	12,522/ 15,151	13,640/ 16,504		13,640/ 16,504		12,857/ 15,557
radius in mm	117		115	112	122		122		115
run-up in sec classic/cooled	35/57								
run-down in sec classic/cooled	☐ 36/59 ○ 930/1,040								
temperature in °C ¹⁾	+4								

¹⁾ Lowest attainable temperature in precooled refrigerated centrifuges at max. speed. Lower temperatures can be reached by reducing the speed.

²⁾ Please note that the RCF values indicated refer only to rotor performance. The max. permissible RCF of tubes used should be verified with the individual manufacturers. The max. RCF for glass tubes annotated with footnote ²⁾ is 4,000.

⁴⁾ Tested by the TÜV in conformity with DIN EN 61010, section 2-020.

ROTORS AND ACCESSORIES

Angle rotor, 30-place




↗ 45°

n = 15,000 min⁻¹
max. RCF 24,400

with bio-containment⁴⁾

Cat. No. 1789-A

Drum rotor, 6-place



n = 15,000 min⁻¹
max. RCF 18,866

illustrated with
adapters 1377

Cat. No. (without adapters) 1711

capacity in ml	10	8.5-10	15	50	10	30	50	85	94
Ø x L in mm	15 x 102	16 x 100	17 x 120	29 x 115	16 x 80	26 x 95	29 x 107	38 x 106	38 x 102
Cat. No.	blood/urine tubes		0509	0513	-	0545	0546	0547	0538⁵⁾
lid with bio-containment ⁴⁾ incl.									
rotor Cat. No. 1792									
Cat. No.	1451	1466	1454	1448	1447	1446	-		
boring Ø x L in mm	17.5 x 92		17 x 106	29.8 x 97	16.5 x 74	26 x 85	29 x 92	38.2 x 89.6	
tubes per rotor	6			12		6			
max. RCF ²⁾ classic/cooled	12,857/15,557		13,081/15,828	13,304/16,098	12,857/15,557	12,522/15,151	13,081/15,828	13,640/16,504	
radius in mm	115		117	119	115	112	117	122	
run-up in sec classic/cooled	35/57								
run-down in sec classic/cooled	☐ 36/59 ☐ 930/1,040								
temperature in °C ¹⁾	+4								


capacity in ml	0.2	0.4	0.5	0.8	1.5	2.0
Ø x L in mm	6 x 18	6 x 45	8 x 30	8 x 45	11 x 38	
Cat. No.	-			2078	0536	
lid with bio-containment ⁴⁾ incl.						
rotor Cat. No. 1789-A						
Cat. No.	2024	2023	2031¹¹⁾		-	
boring Ø x L in mm	6 x 40	8 x 40	10.2 x 19	11.2 x 40.9		
tubes per rotor	30					
max. RCF ²⁾	24,400					
radius in mm	97					
run-up in sec	27					
run-down in sec	☐ 27 ☐ 241					
temperature in °C ¹⁾	+4					

capacity in ml	0.2	0.4	0.5	0.8	1.5	2.0
Ø x L in mm	6 x 18	6 x 45	8 x 30	8 x 45	11 x 38	
Cat. No.	-			2078	0536	
lid incl.						
rotor Cat. No. 1711						
Cat. No.	1378	1379	1377			
boring Ø x L in mm	6 x 40	8.4 x 43	10.8 x 37			
tubes per rotor	192	126	60			
max. RCF ²⁾	18,866					
radius in mm	75					
run-up in sec	33					
run-down in sec	☐ 35 ☐ 368					
temperature in °C ¹⁾	+2					

⁵⁾ The screw cap for tube No. 0538 is available with Cat. No. 0539. Dimensions with cap 38 x 106 mm.
¹¹⁾ For centrifugation at high speeds, we recommend to use form-fitting, phenol-resistant adapters 2031.

ROTORS AND ACCESSORIES

Angle rotor, 8-place




∠ 45°

n = 4,500 min⁻¹
max. RCF 3,283

Cat. No. (without adapters) **1721**

Cyto rotor, 8-place

Detailed information on our comprehensive range of cyto accessories is provided in a separate brochure. We will be pleased to send one to you on request.



n = 4,000 min⁻¹
max. RCF 2,415

Cat. No. (without suspensions) **1748**

capacity in ml	5	1.1–1.4	2.6–2.9	2.7–3	9–10	1.6–5	15	15	50	12	50	50
Ø x L in mm	12x75	8x66	13x65	11x66	16x92	13x75	17x100	17x120	29 x 115	17x100	29 x 115	29 x 107
Cat. No.	0553²⁾	blood/urine tubes					0518²⁾	0509	0513	-	-	0546
 rotor Cat. No. 1721												
	+ 1054-A 	+ 1054-A 		+ 0716 	+ 1054-A 	+ 0716 	+ E 2109 	+ E 2110 	+ 0716 			
Cat. No.	1467	1467		1467	1467	1467	1467	1468	1467	1468		1468
boring Ø x L in mm	17.4x91	17.4x91		17.4x91	17.4x91	17.4 x 91		30.2x92	17.4 x 91	30.2 x 92		
tubes per rotor	32	32		32	32	32		8	32	8		
max. RCF ²⁾	2,762	2,762		3,215	2,762	3,215	3,283	3,147	3,215	3,147		
radius in mm	122	122		142	122	142	145	139	142	139		
run-up in sec	30											
run-down in sec	31 640											
temperature in °C ¹⁾	- 11											

ROLLING CABINETS

Rolling cabinets for Hettich centrifuges save space on the laboratory bench while ensuring enhanced flexibility.


All rolling cabinets are of sturdy design and feature castors and two locks. Any vibrations of the centrifuge are safely compensated for.

Rolling cabinets with Cat. No. 4612-K and 4613-K are suited for the models:

- ROTOFIX 32 A
- UNIVERSAL 320/320 R
- ROTINA 380/380 R
- ROTINA 420
- ROTANTA 460/460 S

Rolling cabinets with Cat. No. 4614-K and 4615-K are suited for the models:

- ROTINA 420 R
- ROTANTA 460 R/460 RS



Low and narrow,
with one drawer.
Depth 650 mm

Cat. No. 4612-K



Low and wide,
with one drawer.
Depth 650 mm

Cat. No. 4614-K



High and narrow,
with two drawers.
Depth 650 mm


Cat. No. 4613-K



High and wide,
with two drawers.
Depth 650 mm

Cat. No. 4615-K

ROTINA 380/380 R

TECHNOLOGY	ROTINA 380		ROTINA 380 R	
Benchtop centrifuge, without rotor	classic		cooled	
Power supply ^{*)}	200 – 240 V 1 ~	100 – 127 V 1 ~	200 – 240 V 1 ~	110 – 127 V 1 ~
Frequency	50 – 60 Hz		50 – 60 Hz	60 Hz
Consumption	650 VA	700 VA	1,300 VA	1,400 VA
Emission	EN 55011 group 1, class B, EN 61000-3-2, EN 61000-3-3	FCC class B	EN 55011 group 1, class B, EN 61000-3-2, EN 61000-3-3	FCC class B
Immunity	EN 61000-6-2	-	EN 61000-6-2	-
 Max. capacity	4 x 290 ml			
Max. RPM (speed)	15,000 min ⁻¹			
Max. RCF	24,400			
Running time	1 sec – 99 h : 59 min : 59 sec, ∞ continuous run, short cycle mode (impulse key)			
Dimensions (HxWxD)	418 x 457 x 600 mm		418 x 457 x 750 mm	
Weight	approx. 51 kg	approx. 58.5 kg	approx. 81 kg	approx. 88.5 kg
Refrigeration				
Temperature control, infinitely variable	-		from -20 to +40 °C	
Cat. No.	1701	1701-01	1706	1706-01

^{*)} Other voltages on request.



Follow Us On

