
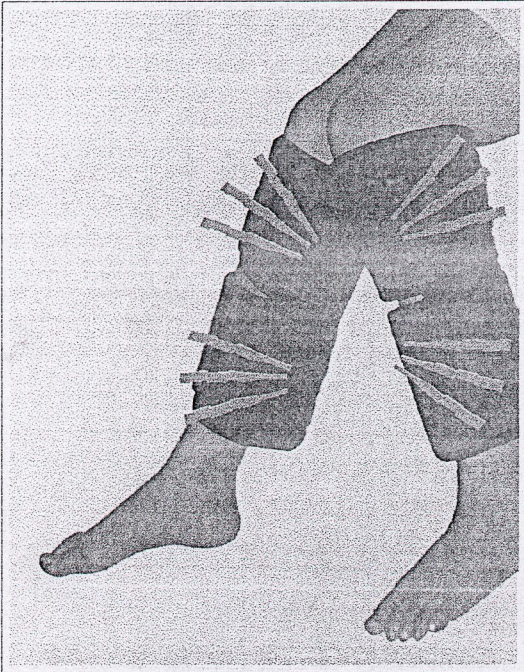


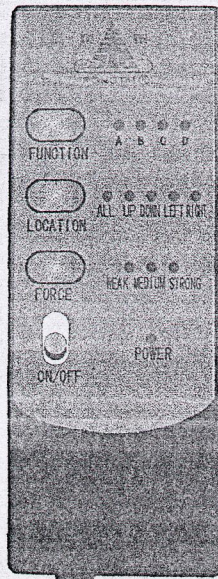
Microcomputer Beauty Leg Magnetic Therapy Keep-Fit Belt

RT-2036

Thinning your legs
by fat movement



- ◆ Adopt microcomputer to control program change
- ◆ Select and use the 80 grains of 2000 Gauss powerful magnet
- ◆ Inset eight powerful vibration massage balls
- ◆ Use 12 V stabilizing power, safe and reliable.



Brief Introduction of Product

R.T-2036 is the new generation of thinning leg and reducing weight ultra magnetic wave health care product, also it is the fitness good news to the modern women: It has eight powerful vibrating balls controlled by the microcomputer, inset 80 grains of 2000 gauss magnet to produce the permanent strong magnetic field by the massage at the corresponding acupoint. It can be bind upon the parts of the thigh and calf to push, finger-press, roll circulation massage. It can fasten the leg's blood circulation and directly activate the redundant fat. After the vibrating massage of the calf, the accumulating fat will be separated, and rapidly get rid of the unnecessary fat of leg, until the fat and heavy thigh and calf will become slim and beautiful. It can regulate the tissue of organism and strength metabolism, clear and activate the leg's channels, remove the fatigue, keep you vigorous. In particularly, the aching disease which is derived from the soft tissue damage in the leg muscle、fascia、ligament, etc., can be relieved and reduced stasis、keep calm and ease pain、remove the muscle convulsion by the channel conduct and regulate the Qi and Xue. It is really a indispensable and practical health care、leg-beauty and reducing weight article for the household

Operation instruction of microcomputer leg massage

1. Firstly connect the linkers between the corresponding parts, and then insert the DC 12V power into the controller box. When adjusting the "ON/OFF" key to the upper place, it will display waiting state as the power indicator lamp is bright.
2. Press "function" key, it will start with four functions option. A is the intermittent vibrating massage; B is the alternate vibrating massage; C is the circular vibrating massage; D is the waving vibrating massage.
3. Press the "location" key, you can choose the massage way with overall, up and down, left and right vibrating massage.
4. Intensity regulation of the vibrating massage: it has three grades of "weak", "medium" and "strong".
5. 15 minutes is set automatically by the machine. When time is up, it shows the waiting state. Pressing the "function" key, it will resume to work.
6. When it is not used, adjust the "ON/OFF" key to the lower place, and always cut off the DC 12 power.