

Cuvettes

For more than 25 years, BRAND has been one of the leading manufacturers of disposable plastic cuvettes. Macro and semi-micro cuvettes of PS and PMMA are now standard in every laboratory. This product line was recently extended with the plastic UV-Cuvettes. The new UV-transparent cuvettes are available in various types and replace sensitive and expensive glass or quartz cuvettes in many areas.

Quality features:

- Clear, clean optical path with indication of optical path orientation
- Manufactured under controlled room conditions and packaged fully automatically, without human contact
- Packed grouped by mold cavity number to ensure lowest variation of extinction coefficient
- UV-Cuvettes available as micro, semi-micro and macro cuvettes



Life Science



UV-Cuvette micro

Center height: 8.5 mm or 15 mm

Specially designed for photometric determination of proteins, ssDNA, dsDNA, RNA and oligonucleotides in the UV range. Usable starting from 220 nm.

Ideally suited for measurements at 260 nm, 280 nm and in the visible range.

Standard 10 mm light path. Sample volumes as small as 70 µl are sufficient.

Individually wrapped UV-Cuvettes micro are free of DNase, DNA and RNase!





| Center height mm | Pack of | Cat. No. |
|------------------|--|----------|
| 8.5 | 100 | 7592 00 |
| 8.5 | 500 | 7592 10 |
| 8.5 | 100 single wrapped, free of DNase, DNA and RNase | 7592 15 |
| 15 | 100 | 7592 20 |
| 15 | 500 | 7592 30 |
| 15 | 100 single wrapped, free of DNase, DNA and RNase | 7592 35 |

Information on selecting the UV-Cuvette **compatible with the beam height** of your photometer can be found at www.brand.de

Caps for UV-Cuvette micro

PE. Round covers allow a tight closure and make it possible to store samples down to -20 °C. Pack of 100.



| Color | | Cat. No. |
|--------|---|----------|
| blue |  | 7592 40 |
| yellow |  | 7592 41 |
| green |  | 7592 42 |
| orange |  | 7592 43 |



UV-Cuvette macro and semi-micro

Ideally suited for determinations in water analysis, chemistry, and in life science applications. Usable with most polar solvents, acids and alkaline solutions.

Drastically reduced risk of contamination and lower costs compared to quartz glass cuvettes. 10 mm light path. Pack of 100 per carton.

| Description | Cat. No. |
|-----------------------|----------|
| UV-Cuvette semi-micro | 7591 50 |
| UV-Cuvette macro | 7591 70 |

Standard Cuvettes macro and semi-micro

PS and PMMA. Grouped by mold cavity number.
Pack of 1000 (10 boxes of 100 cuvettes per box.)

| Description | Material | Cat. No. |
|--------------------|----------|----------|
| macro cuvette | PS | 7590 05 |
| semi-micro cuvette | PS | 7590 15 |
| macro cuvette | PMMA | 7591 05 |
| semi-micro cuvette | PMMA | 7591 15 |

Magnetic stir bars for macro cuvettes can be found on page 242-245.



Life Science

Cuvette rack

PP, grey. Numbered positions. Autoclavable (121 °C).
Suitable for standard 10 mm path-length cuvettes. Pack of 1.

| Description | Length mm | Width mm | Height mm | Cat. No. |
|-----------------|-----------|----------|-----------|----------|
| for 16 cuvettes | 210 | 70 | 38 | 7595 00 |



Disposable stirring spatula

PS. Pack quantity 10000 = 20 bags of 500 per pack.

| Description | Stem diameter mm | Length mm | Cat. No. |
|-------------|------------------|-----------|----------|
| PS | 3 | 120 mm | 7598 00 |

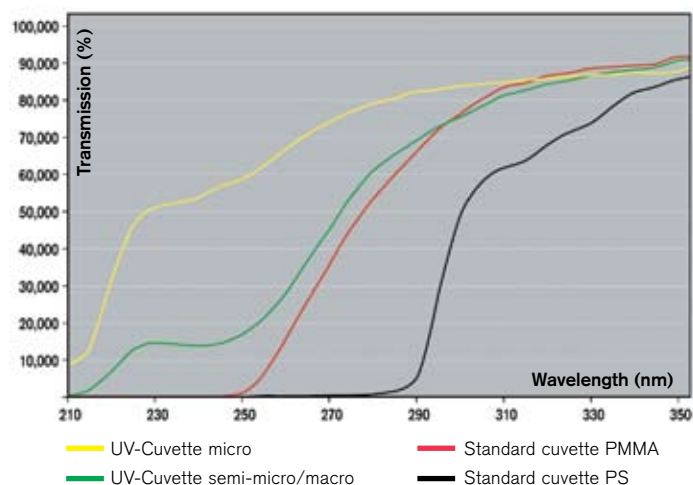


Technical Data

Overview Table

| Cuvette type | Filling volume | | Dimensions Window (W x H) | Range of application | Standard deviation in extinction units |
|---------------------------|----------------|--------|------------------------------|-------------------------|---|
| | min. | max. | | | |
| UV-Cuvette micro. z = 8.5 | 70 µl | 850 µl | 2 x 3.5 mm (min.) | from 220 to 900 nm | 240 nm ≤ ± 0.007 300 nm ≤ ± 0.005 |
| UV-Cuvette micro. z = 15 | 70 µl | 550 µl | 2 x 3.5 mm (min.) | | |
| UV-Cuvette macro | 2.5 ml | 4.5 ml | 10 x 35 mm | | |
| UV-Cuvette semi-micro | 1.5 ml | 3.0 ml | 4.5 x 23 mm | | |
| macro cuvette (PMMA) | 2.5 ml | 4.5 ml | 10 x 35 mm | from 300 to 900 nm | 320 nm ≤ ± 0.004 |
| semi-micro cuvette (PMMA) | 1.5 ml | 3.0 ml | 4.5 x 23 mm | | |
| macro cuvette (PS) | 2.5 ml | 4.5 ml | 10 x 35 mm | from 340 to 900 nm | 360 nm ≤ ± 0.005 |
| semi-micro cuvette (PS) | 1.5 ml | 3.0 ml | 4.5 x 23 mm | | |

Transmission curves of different cuvettes



To achieve reproducible results: Before the actual measurement, always determine the blank value for the cuvette, and determine the linear range of measurement by means of a calibration curve.

Grouping by Mold Cavity

A plastic injection mold with 8 separate cavities can produce 8 cuvettes at a time. Minor dimensional variations between the cavities are unavoidable despite the most advanced technology. This may result in a greater variation of extinction values between cuvettes from different cavities. Therefore, BRAND automatically packages cuvettes originating from the same cavity in each carton of 100, 500 or 1000 cuvettes to minimize variation in extinction coefficients.

For best results, use cuvettes from the same cavity number for each series of analyses.

Chemical resistance* of plastic cuvettes

| Substance | PS | PMMA | UV-Cuvette |
|------------------------|----|------|------------|
| Acetic acid, 100% | - | - | + |
| Acetone | - | - | + |
| Ammonia | + | + | + |
| Benzaldehyde | - | - | + |
| Butanone | - | - | + |
| Chloroform | - | - | - |
| Dioxane | - | - | + |
| DMF | - | - | + |
| Ethyl acetate | - | - | + |
| Hexane | - | + | - |
| Hydrochloric acid, 36% | + | - | + |
| Hydrofluoric acid, 10% | + | + | + |
| Isopropanol | + | + | + |
| Nitric acid, 65% | - | - | + |
| Sodium hydroxide | + | + | + |

* Short time resistance, 30 min. Longer-term storage of these chemicals should be confirmed by the user. Request a free sample.

Various photometric methods are currently available for determining the concentration and purity of nucleic acids and proteins.

Protein determination using UV cuvettes:

$$C_{\text{Protein (mg/ml)}} = 1.55 \times A_{280 \text{ nm}} - 0.76 \times A_{260 \text{ nm}}$$

Nucleic acid determination using UV cuvettes:

$$C_{\text{DNA (µg/ml)}} = 50 \times A_{260 \text{ nm}} \times \text{dilution factor}$$

$$C_{\text{RNA (µg/ml)}} = 40 \times A_{260 \text{ nm}} \times \text{dilution factor}$$