



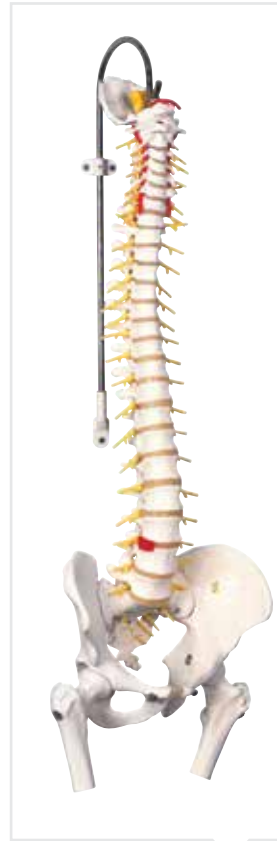
Classic Flexible Spine with Ribs and Femur Heads
83 cm; 3 kg
M-1000120



Muscled Spine
Easily demonstrate the relationship between bones and muscles to students and patients. Muscles are made of soft polyurethane rubber and are attached with a sturdy elastic cord for precise demonstrations. Stand is not included.
M-1018411



Highly Flexible Spine with Femur Heads
All other features as M-1000130.
83 cm; 2,3 kg
M-1000131

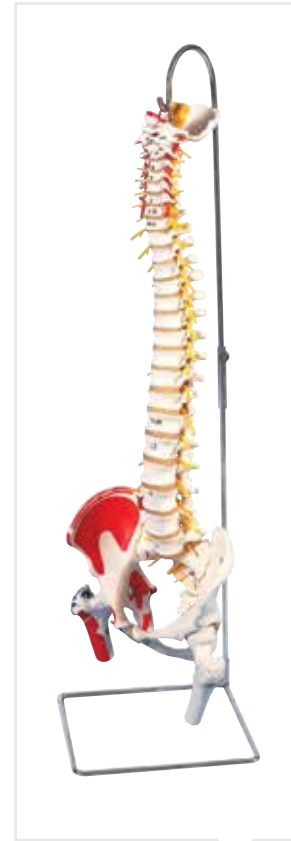


Deluxe Flexible Spine with Femur Heads
Additionally to all features of the Classic Spine Series, our Deluxe Spine has a sacral opening and exposed brainstem for advanced studies. 83 cm; 2,3 kg

Other features are:

- Full pelvis and occipital plate
- Fully flexible mounting L3-L4 disc prolapsed
- Spinal nerve exits
- Cervical vertebral artery
- Cauda equine

M-1000126




Deluxe Flexible Spine with Femur Heads and Painted Muscles
Painted spines add a new dimension to demonstrations. Muscle origins (red) and insertions (blue) are hand-painted on left innominate, femur and vertebrae. For further information see M-1000125. 83 cm; 2,1 kg
M-1000127

Didactic Flexible Spine with Femur Heads (not shown)
All other features as M-1000128. 82 cm; 2,1 kg
M-1000129



► **Bestseller**

Highly Flexible Spine
The last spine you will ever need! With male pelvis, occipital plate, vertebral artery, spinal nerve exits and a dorsolateral disc prolapse between the 3rd and 4th lumbar vertebrae. Specially mounted on a flexible, durable hose providing extra stability. Ideal for regular active use, such as in schools. Stand is not included.
M-1000132. 74 cm; 1,4 kg
M-1000130



Didactic Flexible Spine
This superb didactically painted spinal column has the same anatomical features as the M-1000121. Use this spinal column for simplified patient education or for lessons in a classroom environment in which the didactic colouring helps reinforce the explanation, even from a distance. Stand is not included, please see M-1000132. 74 cm; 2 kg

Differentiated by colour are the 5 different sections of the spinal column:

- 7 Cervical vertebrae
- 12 Thoracic vertebrae
- 5 Lumbar vertebrae
- Sacrum
- Coccyx

M-1000128