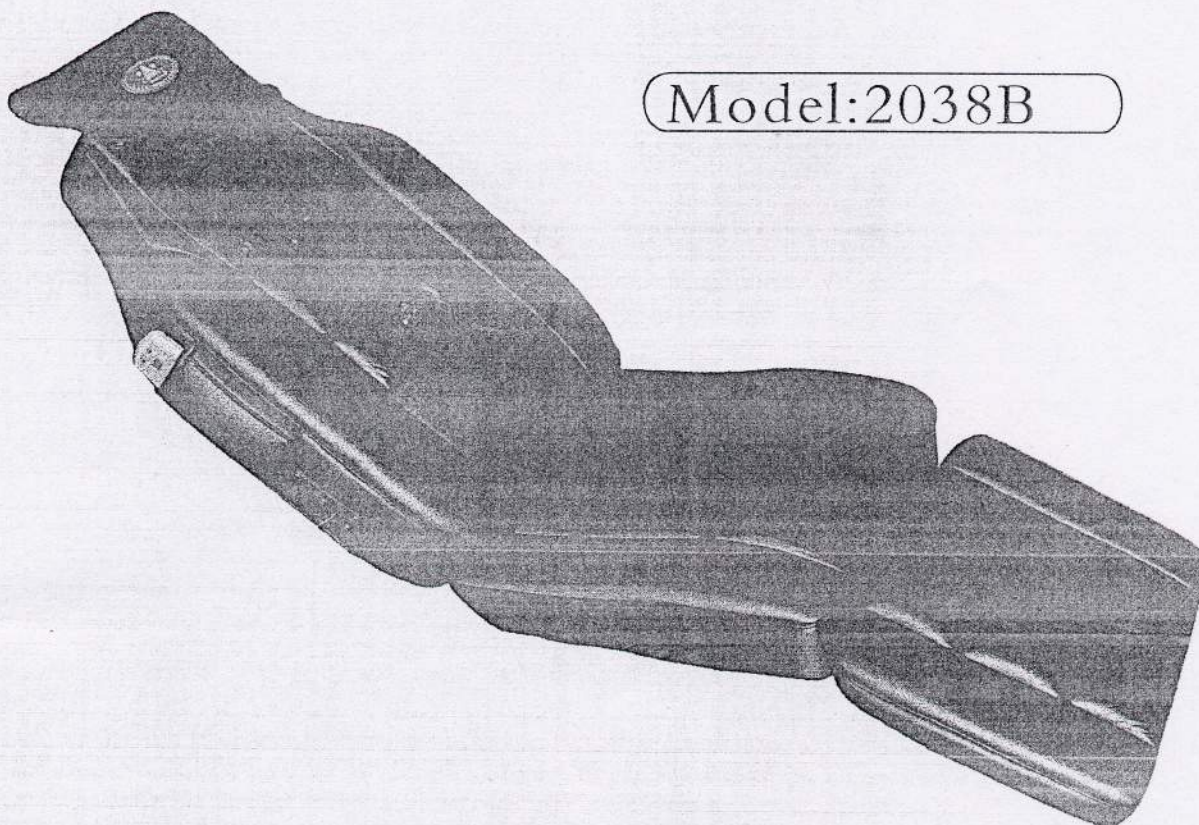


Series of massage cushion with 3 in 1

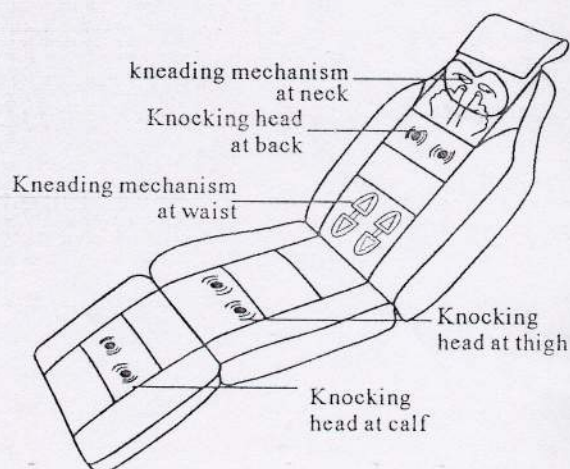


Model:2038B

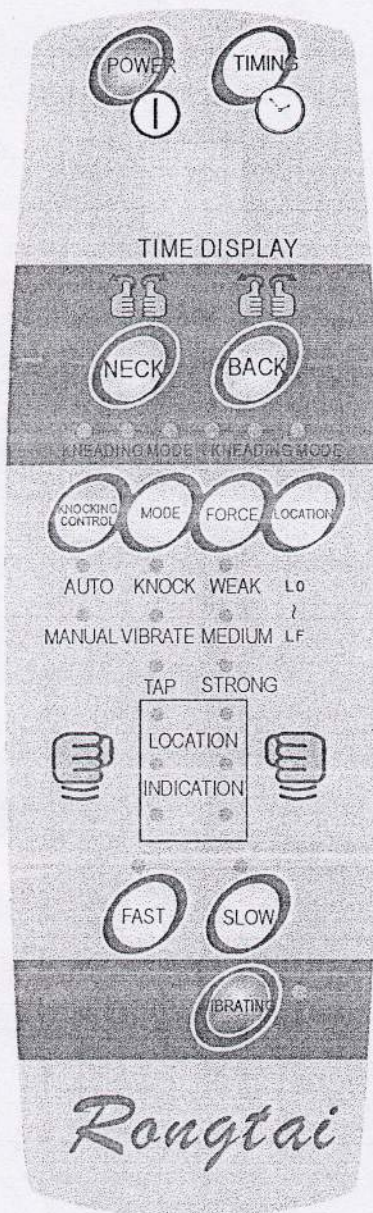


Model: RT-2038B

The outer cover is adopted high quality purpose specially made Fabrikoid. There is pair of kneading heads at neck, and four kneading heads at waist, and two knocking heads respectively at back, thigh and calf. There are multi-pieces of permanent magnetic steel at the relevant places. All actions are controlled by micro computer to imitate hand operation massage. There are various ways and modes to be chosen. The massage cushion is convenient and flexible be laid low and put upright on the sofa, folding chair, bed and etc.



Operation instruction of 2038B



Technique specification:

Rated voltage:	220V
Rated frequency:	60Hz
Rated power:	110W

1. Connect the linkers between the corresponding parts, and then put in the machine. The "OFF" on the control box shows the waiting state. The switch key on the control box will control the on or off state of all automatic massage movements.

2. Time set function operation

Time set: the fixed 20 min will be set automatically when starting the machine, and was shown on the control box. Nine time grades of 5-45 minutes can be chosen when pressing the time set key. When time is up, all of the massage movements will be shut off.

3. Kneading function operation

Kneading at the neck and shoulder key: press it, the positive kneading, negative kneading, positive and negative kneading and the on or off state of the massage will be chosen with the indication of light.

Kneading at the back and waist key: press it, the positive kneading, negative kneading, positive and negative kneading and the on or off state of the massage will be chosen with the indication of light.

4. Knocking function operation

Knocking control key: press it, the massage way of auto, hand-control, knocking and the turning off the movement can be chosen

Mode key: under the state of hand-control, the knocking, tremor or vibrating and the beating massage will be chosen. Force degree key: under the state of hand-control, three grades of the weak, medium and strong massage way can be chosen.

Location key: under the state of hand-control, the sixteen location ways of knocking massage from L0~LF can be chosen, some relevant indication will be shown on the control box. "Fast and slow" speed key: under the state of hand-control, press "fast", the knocking speed can be increased. The indication lamp will be on when it is fastest. Press "slow", the knocking speed will be decreased. The relevant indication lamp will be on when it is slowest.

5. Neck vibrating function operation

Vibrating ON/OFF key: press it, it will start or stop the neck kneading head vibrating massage movement.

6. The infrared ray control

The infrared ON/OFF key: press it, the two infrared lamps on the cushion will be turned on or turned off

Connect With Us

